

TECHNICAL DATA SHEET

STANDARD 120-220

Adjustable terrace pedestal STANDARD 120-220 mm (4 3/4" - 8 5/8")

BASIC INFORMATION

Product name	Adjustable terrace pedestal STANDARD 120-220 mm (4 3/4" - 8 5/8")
Trade name	STANDARD 120-220
Product group	Adjustable pedestals - STANDARD series
Application	Terrace with tiles Terrace with decking
Code	Tile gap 3 mm (1/8") - 10749 Tile gap 5 mm (3/16") - 104204 Joist version - 10035



FEATURES

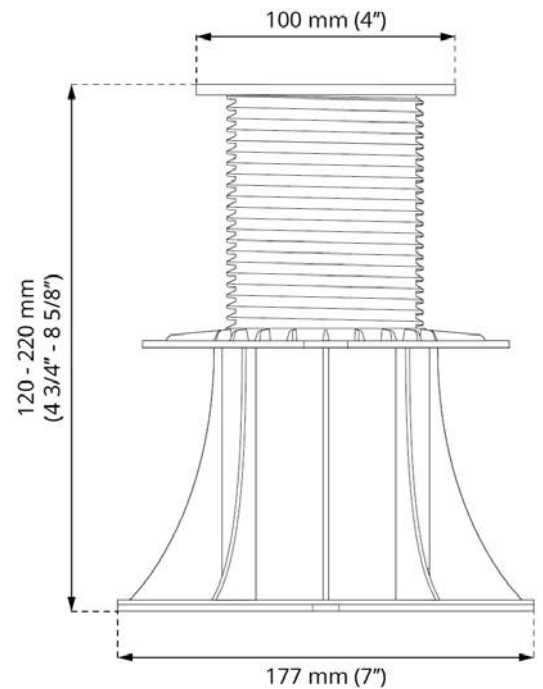
- Height regulation from 120 to 220 mm (from 4 3/4" to 8 5/8").
- Easy and smooth height adjustment using a nut.
- Resistant to heavy loads.
- Suitable for tiles and joist.
- Wide selection of accessories.

DESCRIPTION

The adjustable pedestals from the STANDARD series are a versatile solution for use in raised decks, also known as elevated terraces. This series allows for height adjustment from 30 mm up to 420 mm (from 1 3/16 up to 16 1/2") (recommended maximum height). There is the possibility of smooth height adjustment of the pedestal using a rotating nut, even when the deck is already installed on the supports. Additionally, there is the option of even faster height adjustment using a special attachment for a screwdriver (PPK). They can be used with both tiles (with the additional use of spacer crosses - K3, K5 or gap spacers L3, L5) and joists (using a joist adapter - AD). There is also the possibility of expanding the functionality of the pedestals with additional accessories. The pedestals provide solid support and can be used on most types of substrates, including those with waterproof insulation and slope.

PARAMETERS

Minimum height	120 mm (4 3/4")
Maximum height	220 mm (8 5/8")
Height adjustment type	Smooth height adjustment
Cap diameter	Ø 100 mm (78,5 cm ²) Ø 4" (12,17 in ²)
Base diameter	Ø ~ 177 mm (246,1 cm ²) Ø ~ 7" (38,14 in ²)
Weight	~ 0,461 kg ~ 1.016 lbs
Load resistance	up to 1100 kg up to 2425 lbs
Operating temperature	-20°C; +65°C -4°F; +149°F
Color	Black
Material	Certified plastic PP

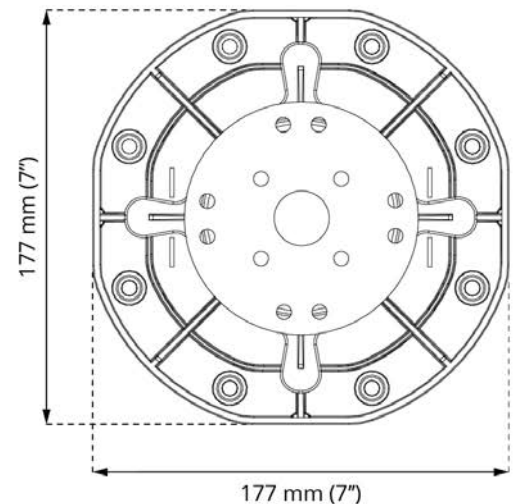


APPLICATION

- Terrace with tiles (K3 or K5).
- Terrace with decking (AD).

COMPONENTS

- Basic version of STANDARD 120-220 is composed of 3 pieces:
P4 + NN + S4
- STANDARD 120-220 tile gap 3 mm (1/8") version:
P4 + NN + S4 + K3
- STANDARD 120-220 tile gap 5 mm (3/16") version:
P4 + NN + S4 + K5
- STANDARD 120-220 decking version:
P4 + NN + S4 + AD

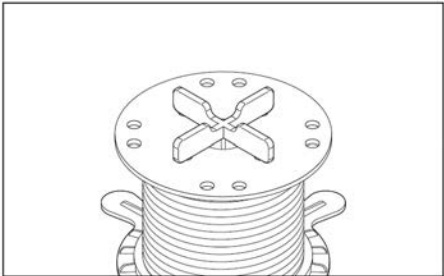
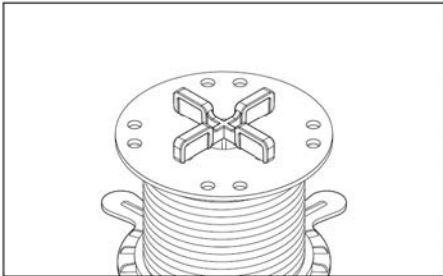
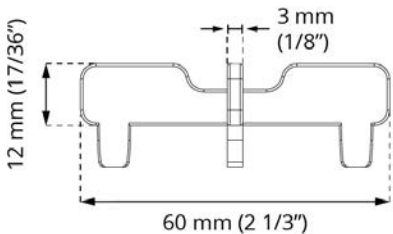
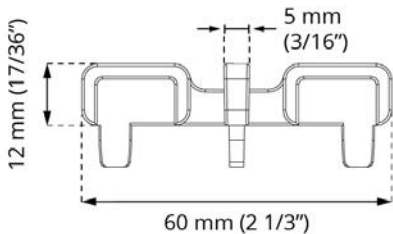
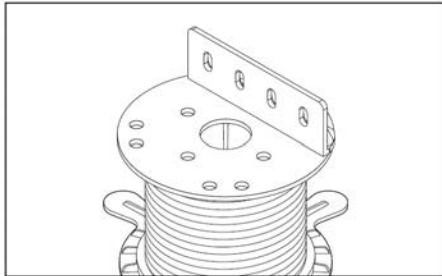
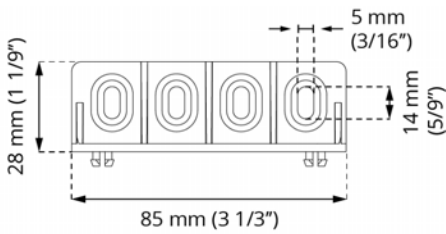


CERTIFICATION

Up to date certificates and test reports available on demand:

1. Characteristic pedestal vertical load test.
2. Decrease of pedestal load bearing induced by laboratory UV light source exposure.
3. Decrease of pedestal load bearing capacity induced by thermal shock.
4. Decrease of pedestal load bearing capacity induced by salt water impact.
5. Decrease of pedestal load bearing capacity induced by temperature decrease -20°C / -4°F (24h).
6. Decrease of pedestal load bearing capacity induced by temperature increase to 65°C / +149°F (24h).
7. Characteristic value of deformation increase per unit of force induced by creep during 1000 hour test.
8. Reaction to fire classification, class.

PEDESTAL HEAD FINISHING ELEMENT

FOR TILES VERSION	FOR DECKING VERSION
STANDARD 120-220 with Cross spacer 3 mm (1/8") (K3)	STANDARD 120-220 with Cross spacer 5 mm (3/16") (K5)
	
	
	STANDARD 120-220 with Joist adapter (AD)
	
	

USAGE

The structure consists of three elements: a base, a nut, and a screw (or four elements with a DS100 height coupler for heights above 220 mm (8 5/8")). The height of the pedestals can be easily adjusted manually by rotating the nut or screw. Additionally, there is the possibility of even faster adjustment using a special bit for a power drill (PPK). When laying tiles, it is necessary to install a spacer cross (K3, K5) or joint spacers (L3, L5). In the case of laying decking on joists, an adapter for joists (AD) should be used.

DATA LOGISTICS

Product	Type	Size	Quantity	Weight brutto
STANDARD 120-220	Carton box	60 x 50 x 40 cm (23 2/3" x 19 2/3" x 15 3/4")	36 pcs.	17,9 kg (39.46 lbs)
	Pallet	120 x 100 x 220 cm (47 1/4" x 39 1/2" x 86")	720 pcs.	378 kg (833.35 lbs)

ADDITIONAL ACCESSORIES

Height coupler 100 mm (4") **DS100**, Self leveling head **LE**, Up to wall clip **DDPWAP**, Rubber shim **SH100**, Cross spacer 3 mm (1/8") **K3**, Cross spacer 5 mm (3/16") **K5**, Gap spacer 3 mm (1/8") **L3**, Gap spacer 5 mm (3/16") **L5**, Joist adapter **AD**, Drill driver bit tool **PPK**, Side finishing closure tile DDP CP **DDP CP**, SBR rubber pad SBR 200/3 mm (7 7/8" x 1/8") **SBR200/3**, SBR rubber pad SBR 200/8 mm (7 7/8" x 5/16") **SBR200/8**.

EXAMPLE OF SERIES STANDARD APPLICATION

