

TECHNICAL DATA SHEET

MAX 750-950

Adjustable terrace pedestal MAX 750-950 mm (29 8/16" - 37 6/16")

BASIC INFORMATION

Product name	Adjustable terrace pedestal MAX 750-950 mm (29 8/16" - 37 6/16")
Trade name	MAX 750-950
Product group	Adjustable pedestals - MAX series
Application	Terrace with tiles Terrace with decking
Code	Tile gap 3 mm (1/8"): 10665 + 3× 10679 Tile gap 5 mm (3/16"): 10666 + 3× 10679 Joist version: 10669 + 3× 10679

FEATURES

- Height from 750 to 950 mm (from 29 8/16" to 37 6/16").
- Easy and smooth height adjustment using a nut.
- Resistant to heavy loads.
- Possibility of systematic wind protection.
- Adapted to tiles/pavers and joists/decking.

DESCRIPTION

The adjustable MAX pedestals for raised deck or paver terrace, also known as elevated terrace, are a series that provides maximum stability and resistance to loads for the most demanding projects and tasks. The base and head of the pedestal provide a wide support surface and terrace stabilization. Thanks to the unique double thread, the pedestals have a wide range of height adjustment, so only three models are sufficient. They can also be supplemented with an additional element - the DS200 height coupler, which increases the height by 200 mm (7 7/8"). The well-thought-out design and numerous additional features meet all the requirements set for pedestals during the construction of raised terraces. A wide range of additional accessories is available for the MAX series.



PARAMETERS

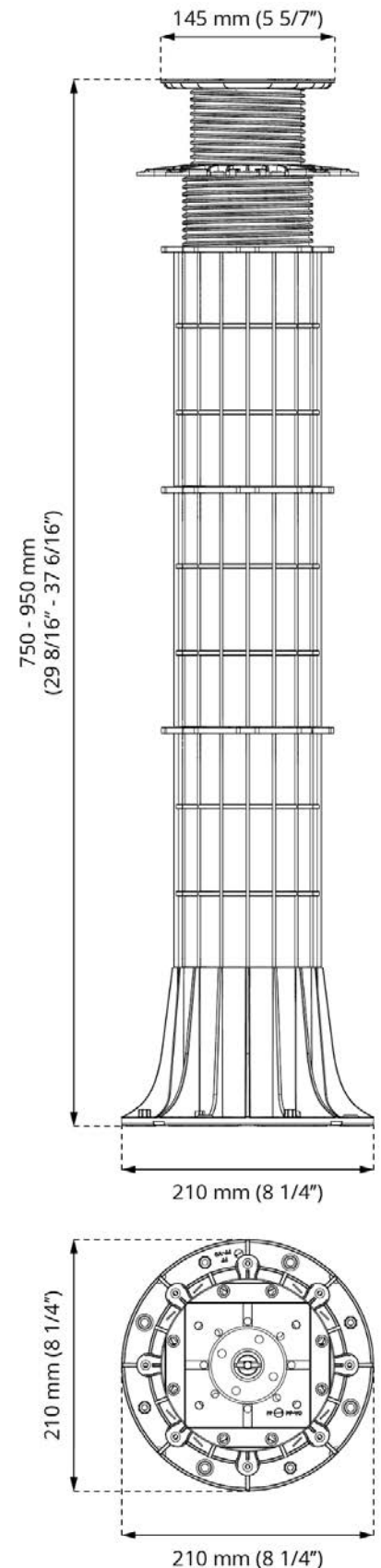
Minimum height	750 mm (29 8/16")
Maximum height	950 mm (37 6/16")
Height adjustment type	Smooth height adjustment
Cap diameter	Ø 145 mm (165,1 cm ²) Ø 5 5/7" (25,59 in ²)
Base diameter	Ø 210 mm (346,4 cm ²) Ø 8 1/4" (53,69 in ²)
Weight	~ 2,138 kg ~ 4.713 lbs
Load resistance	up to 1700 kg up to 3747 lbs
Operating temperature	-20°C; +65°C -4°F; +149°F
Color	Black
Material	Certified plastic PP

APPLICATION

- Terrace with tiles (D3 or D5).
- Terrace with decking (DAD).

COMPONENTS

- Basic version of MAX 750-950 is composed of:
MAX P3 + 3× DS200 + MAX TN3 + MAX S3
- MAX 750-950 tile gap 3 mm (1/8") version:
MAX P3 + 3× DS200 + MAX TN3 + MAX S3 + D3
- MAX 750-950 tile gap 5 mm (3/16") version:
MAX P3 + 3× DS200 + MAX TN3 + MAX S3 + D5
- MAX 750-950 decking version:
MAX P3 + 3× DS200 + MAX TN3 + MAX S3 + DAD

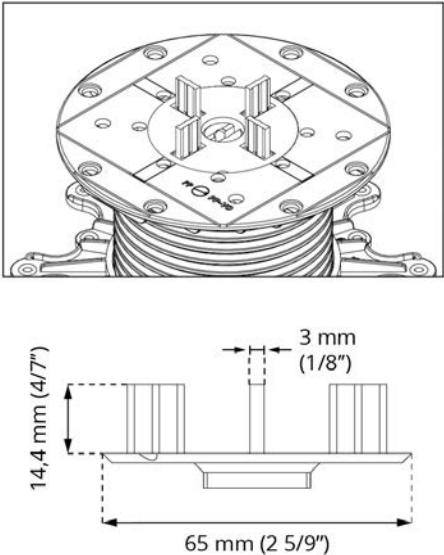
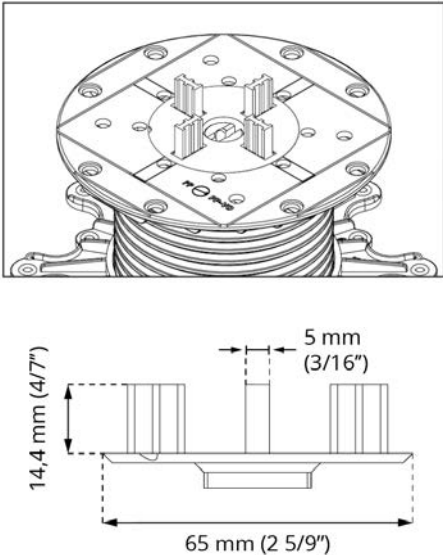
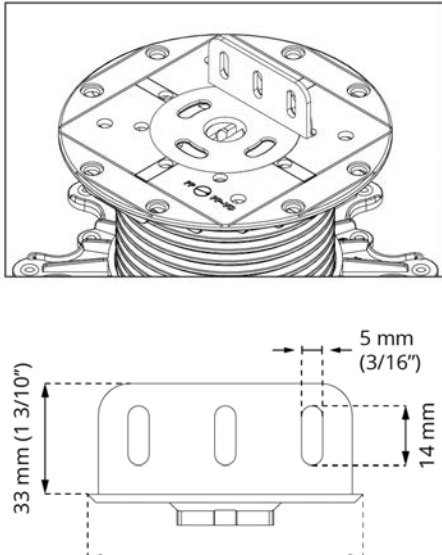


CERTIFICATION

Up to date certificates and test reports available on demand:

1. Characteristic pedestal vertical load test.
2. Decrease of pedestal load bearing induced by laboratory UV light source exposure.
3. Decrease of pedestal load bearing capacity induced by thermal shock.
4. Decrease of pedestal load bearing capacity induced by salt water impact.
5. Decrease of pedestal load bearing capacity induced by temperature decrease -20°C / -4°F (24h).
6. Decrease of pedestal load bearing capacity induced by temperature increase to 65°C / +149°F (24h).
7. Characteristic value of deformation increase per unit of force induced by creep during 1000 hour test.
8. Reaction to fire classification, class.

PEDESTAL HEAD FINISHING ELEMENT

FOR TILES VERSION	FOR TILES VERSION	FOR DECKING VERSION
<p>MAX 750-950 with Cross spacer 3 mm (1/8") (K3)</p> 	<p>MAX 750-950 with Cross spacer 5 mm (3/16") (K5)</p> 	<p>MAX 750-950 with Joist adapter disc (DAD)</p> 

USAGE

The pedestals can be adjusted to tiles or pavers (using D3, D5 discs as well as L3, L5 gap spacers) or joist with decking (using an adapter for joists - AD). The pedestals have a modular construction consisting of three elements: a base, a nut sleeve, and a support head with a screw (from a height of 350 mm (13 12/16\"), an additional height coupler DS200 is also included). The height can be easily adjusted manually or more quickly using a special drill bit (PPK). Additionally, after laying the tiles, small adjustments can be made from the top using a key (MPK) - only when used with a self-leveling head. The pedestals also have the option of using the windproof system (WP), which permanently secures the tiles to the pedestals and provides additional stability to the structure using profiles and tensioners. They can also be installed on various types of substrates, including those with a slope of up to 14% and waterproof insulation.

DATA LOGISTICS

Product	Type	Size	Quantity	Weight brutto
MAX 150-350	Carton box	60 x 50 x 40 cm (23 2/3" x 19 2/3" x 15 3/4")	18 pcs.	19,67 kg (43.36 lbs)
	Pallet	120 x 100 x 220 cm (47 1/4" x 39 1/2" x 86")	360 pcs.	413 kg (910.51 lbs)
DS200	Carton box	60 x 50 x 40 cm (23 2/3" x 19 2/3" x 15 3/4")	30 pcs.	12,73 kg (28.06 lbs)
	Pallet	120 x 100 x 220 cm (47 1/4" x 39 1/2" x 86")	600 pcs.	275 kg (606.27 lbs)

ADDITIONAL ACCESSORIES

Height coupler 200 mm (7 7/8") **DS200**, Self leveling head **LE MAX**, Base slope corrector **SC**, Up to wall clip **DDPWAP**, Rubber shim **SH145**, Gap spacer disk 3 mm (1/8") **D3**, Gap spacer disk 5 mm (3/16") **D5**, Gap spacer 3 mm (1/8") **L3**, Gap spacer 5 mm (3/16") **L5**, Joist adapter disk **DAD**, Joist adapter **AD**, Drill driver bit tool **PPK**, Key from the top **MPK**, Windproof system **WP**, Side finishing closure tile **DDP CP**, SBR rubber pad SBR 220/3 mm (8 5/8" x 1/8") **SBR220/3**.

EXAMPLE OF SERIES MAX APPLICATION



