

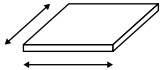
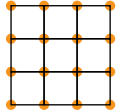
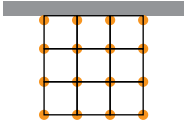
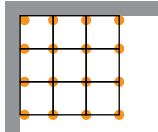
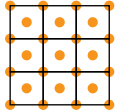
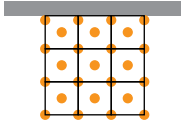
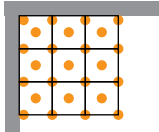
# Terraces **installation**

# Pedestals **usage**

PROVIDED GENERAL INFORMATION. EACH PROJECT NEEDS INDIVIDUAL QUANTITIES CALCULATION.

SQUARE SHAPED PAVER WITH SUPPORT PLACED ON THE CORNERS

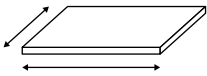
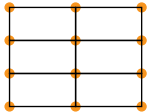
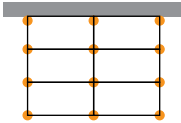
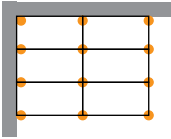
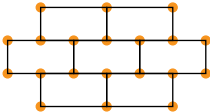
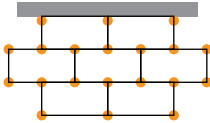
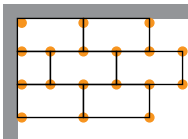
SQUARE SHAPED PAVER WITH SUPPORT PLACED CENTRAL AND ON THE CORNERS

Tiles dimension	Terrace without perimeter wall	Terrace along the wall	Terrace in the corner	Terrace without perimeter wall	Terrace along the wall	Terrace in the corner
						
<b>30 × 30 cm</b>	<b>11,11 pcs. / m<sup>2</sup></b>	<b>12,5 pcs. / m<sup>2</sup></b>	<b>14,6 pcs. / m<sup>2</sup></b>	<b>22,22 pcs. / m<sup>2</sup></b>	<b>23,61 pcs. / m<sup>2</sup></b>	<b>25,17 pcs. / m<sup>2</sup></b>
<b>40 × 40 cm</b>	<b>6,25 pcs. / m<sup>2</sup></b>	<b>7,29 pcs. / m<sup>2</sup></b>	<b>8,51 pcs. / m<sup>2</sup></b>	<b>12,5 pcs. / m<sup>2</sup></b>	<b>13,54 pcs. / m<sup>2</sup></b>	<b>14,76 pcs. / m<sup>2</sup></b>
<b>45 × 45 cm</b>	<b>4,94 pcs. / m<sup>2</sup></b>	<b>5,76 pcs. / m<sup>2</sup></b>	<b>6,72 pcs. / m<sup>2</sup></b>	<b>9,88 pcs. / m<sup>2</sup></b>	<b>10,7 pcs. / m<sup>2</sup></b>	<b>11,66 pcs. / m<sup>2</sup></b>
<b>50 × 50 cm</b>	<b>4 pcs. / m<sup>2</sup></b>	<b>5 pcs. / m<sup>2</sup></b>	<b>6,25 pcs. / m<sup>2</sup></b>	<b>8 pcs. / m<sup>2</sup></b>	<b>9 pcs. / m<sup>2</sup></b>	<b>10,25 pcs. / m<sup>2</sup></b>
<b>60 × 60 cm</b>	<b>2,78 pcs. / m<sup>2</sup></b>	<b>3,47 pcs. / m<sup>2</sup></b>	<b>4,34 pcs. / m<sup>2</sup></b>	<b>5,55 pcs. / m<sup>2</sup></b>	<b>6,25 pcs. / m<sup>2</sup></b>	<b>7,12 pcs. / m<sup>2</sup></b>
<b>75 × 75 cm</b>	<b>1,78 pcs. / m<sup>2</sup></b>	<b>2,22 pcs. / m<sup>2</sup></b>	<b>2,78 pcs. / m<sup>2</sup></b>	<b>3,56 pcs. / m<sup>2</sup></b>	<b>4 pcs. / m<sup>2</sup></b>	<b>4,56 pcs. / m<sup>2</sup></b>
<b>80 × 80 cm</b>	<b>1,56 pcs. / m<sup>2</sup></b>	<b>1,95 pcs. / m<sup>2</sup></b>	<b>2,44 pcs. / m<sup>2</sup></b>	<b>3,13 pcs. / m<sup>2</sup></b>	<b>3,52 pcs. / m<sup>2</sup></b>	<b>4 pcs. / m<sup>2</sup></b>
<b>90 × 90 cm</b>	<b>1,24 pcs. / m<sup>2</sup></b>	<b>1,54 pcs. / m<sup>2</sup></b>	<b>1,93 pcs. / m<sup>2</sup></b>	<b>2,47 pcs. / m<sup>2</sup></b>	<b>2,78 pcs. / m<sup>2</sup></b>	<b>3,16 pcs. / m<sup>2</sup></b>

# Terraces **installation**

## Pedestals **usage**

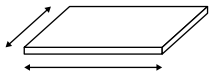
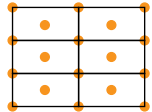
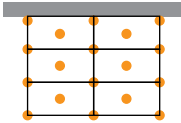
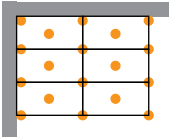
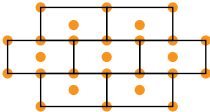
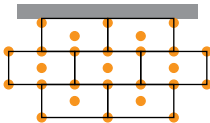
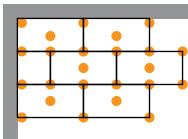
PROVIDED GENERAL INFORMATION. EACH PROJECT NEEDS INDIVIDUAL QUANTITIES CALCULATION.

Tiles dimension	RECTANGULAR SHAPED PAVER - PAIRED LAYING - WITH SUPPORT PLACED ON THE CORNERS			RECTANGULAR SHAPED PAVER - NOT ALIGNED LAYING - WITH SUPPORT PLACED ON THE CORNERS		
	Terrace without perimeter wall	Terrace along the wall	Terrace in the corner	Terrace without perimeter wall	Terrace along the wall	Terrace in the corner
						
<b>30 × 35</b> cm	<b>9,52</b> pcs. / m <sup>2</sup>	<b>10,71</b> pcs. / m <sup>2</sup>	<b>12,5</b> pcs. / m <sup>2</sup>	<b>16,85</b> pcs. / m <sup>2</sup>	<b>17,95</b> pcs. / m <sup>2</sup>	<b>19,6</b> pcs. / m <sup>2</sup>
<b>30 × 60</b> cm	<b>5,56</b> pcs. / m <sup>2</sup>	<b>6,25</b> pcs. / m <sup>2</sup>	<b>7,81</b> pcs. / m <sup>2</sup>	<b>10,3</b> pcs. / m <sup>2</sup>	<b>10,49</b> pcs. / m <sup>2</sup>	<b>11,88</b> pcs. / m <sup>2</sup>
<b>35 × 40</b> cm	<b>7,14</b> pcs. / m <sup>2</sup>	<b>8,33</b> pcs. / m <sup>2</sup>	<b>9,72</b> pcs. / m <sup>2</sup>	<b>11,77</b> pcs. / m <sup>2</sup>	<b>13,03</b> pcs. / m <sup>2</sup>	<b>14,5</b> pcs. / m <sup>2</sup>
<b>30 × 90</b> cm	<b>3,7</b> pcs. / m <sup>2</sup>	<b>4,17</b> pcs. / m <sup>2</sup>	<b>5,21</b> pcs. / m <sup>2</sup>	<b>6,61</b> pcs. / m <sup>2</sup>	<b>7,14</b> pcs. / m <sup>2</sup>	<b>8,33</b> pcs. / m <sup>2</sup>
<b>30 × 120</b> cm	<b>5,56</b> pcs. / m <sup>2</sup>	<b>6,25</b> pcs. / m <sup>2</sup>	<b>7,81</b> pcs. / m <sup>2</sup>	<b>5,56</b> pcs. / m <sup>2</sup>	<b>6,11</b> pcs. / m <sup>2</sup>	<b>7,36</b> pcs. / m <sup>2</sup>
<b>40 × 60</b> cm	<b>4,17</b> pcs. / m <sup>2</sup>	<b>4,86</b> pcs. / m <sup>2</sup>	<b>6,08</b> pcs. / m <sup>2</sup>	<b>7,05</b> pcs. / m <sup>2</sup>	<b>7,69</b> pcs. / m <sup>2</sup>	<b>8,81</b> pcs. / m <sup>2</sup>
<b>40 × 80</b> cm	<b>3,13</b> pcs. / m <sup>2</sup>	<b>3,65</b> pcs. / m <sup>2</sup>	<b>4,56</b> pcs. / m <sup>2</sup>	<b>5,11</b> pcs. / m <sup>2</sup>	<b>5,68</b> pcs. / m <sup>2</sup>	<b>6,68</b> pcs. / m <sup>2</sup>
<b>40 × 120</b> cm	<b>4,17</b> pcs. / m <sup>2</sup>	<b>4,86</b> pcs. / m <sup>2</sup>	<b>6,08</b> pcs. / m <sup>2</sup>	<b>4,17</b> pcs. / m <sup>2</sup>	<b>4,76</b> pcs. / m <sup>2</sup>	<b>5,8</b> pcs. / m <sup>2</sup>
<b>45 × 90</b> cm	<b>2,47</b> pcs. / m <sup>2</sup>	<b>2,88</b> pcs. / m <sup>2</sup>	<b>3,6</b> pcs. / m <sup>2</sup>	<b>4,04</b> pcs. / m <sup>2</sup>	<b>4,49</b> pcs. / m <sup>2</sup>	<b>5,28</b> pcs. / m <sup>2</sup>
<b>60 × 120</b> cm	<b>1,39</b> pcs. / m <sup>2</sup>	<b>1,74</b> pcs. / m <sup>2</sup>	<b>2,6</b> pcs. / m <sup>2</sup>	<b>2,78</b> pcs. / m <sup>2</sup>	<b>3,33</b> pcs. / m <sup>2</sup>	<b>4,03</b> pcs. / m <sup>2</sup>

# Terraces **installation**

# Pedestals **usage**

PROVIDED GENERAL INFORMATION. EACH PROJECT NEEDS INDIVIDUAL QUANTITIES CALCULATION.

Tiles dimension	RECTANGULAR SHAPED PAVER - PAIRED LAYING - WITH SUPPORT PLACED CENTRAL AND ON THE CORNERS			RECTANGULAR SHAPED PAVER - NOT ALIGNED LAYING - WITH SUPPORT PLACED CENTRAL AND ON THE CORNERS		
	Terrace without perimeter wall	Terrace along the wall	Terrace in the corner	Terrace without perimeter wall	Terrace along the wall	Terrace in the corner
						
<b>30 × 35 cm</b>	<b>19,35 pcs. / m<sup>2</sup></b>	<b>20,04 pcs. / m<sup>2</sup></b>	<b>22,02 pcs. / m<sup>2</sup></b>	<b>25,64 pcs. / m<sup>2</sup></b>	<b>26,74 pcs. / m<sup>2</sup></b>	<b>28,39 pcs. / m<sup>2</sup></b>
<b>30 × 60 cm</b>	<b>11,11 pcs. / m<sup>2</sup></b>	<b>11,81 pcs. / m<sup>2</sup></b>	<b>13,37 pcs. / m<sup>2</sup></b>	<b>14,82 pcs. / m<sup>2</sup></b>	<b>15,43 pcs. / m<sup>2</sup></b>	<b>16,82 pcs. / m<sup>2</sup></b>
<b>35 × 40 cm</b>	<b>14,29 pcs. / m<sup>2</sup></b>	<b>15,48 pcs. / m<sup>2</sup></b>	<b>16,87 pcs. / m<sup>2</sup></b>	<b>18,49 pcs. / m<sup>2</sup></b>	<b>19,75 pcs. / m<sup>2</sup></b>	<b>21,22 pcs. / m<sup>2</sup></b>
<b>30 × 90 cm</b>	<b>7,41 pcs. / m<sup>2</sup></b>	<b>7,87 pcs. / m<sup>2</sup></b>	<b>8,91 pcs. / m<sup>2</sup></b>	<b>11,42 pcs. / m<sup>2</sup></b>	<b>12,04 pcs. / m<sup>2</sup></b>	<b>13,43 pcs. / m<sup>2</sup></b>
<b>30 × 120 cm</b>	<b>11,11 pcs. / m<sup>2</sup></b>	<b>11,81 pcs. / m<sup>2</sup></b>	<b>13,37 pcs. / m<sup>2</sup></b>	<b>11,11 pcs. / m<sup>2</sup></b>	<b>11,67 pcs. / m<sup>2</sup></b>	<b>12,92 pcs. / m<sup>2</sup></b>
<b>40 × 60 cm</b>	<b>8,33 pcs. / m<sup>2</sup></b>	<b>9,03 pcs. / m<sup>2</sup></b>	<b>10,24 pcs. / m<sup>2</sup></b>	<b>10,09 pcs. / m<sup>2</sup></b>	<b>11,54 pcs. / m<sup>2</sup></b>	<b>12,66 pcs. / m<sup>2</sup></b>
<b>40 × 80 cm</b>	<b>6,25 pcs. / m<sup>2</sup></b>	<b>6,77 pcs. / m<sup>2</sup></b>	<b>7,68 pcs. / m<sup>2</sup></b>	<b>7,96 pcs. / m<sup>2</sup></b>	<b>8,52 pcs. / m<sup>2</sup></b>	<b>9,52 pcs. / m<sup>2</sup></b>
<b>40 × 120 cm</b>	<b>8,33 pcs. / m<sup>2</sup></b>	<b>9,03 pcs. / m<sup>2</sup></b>	<b>10,24 pcs. / m<sup>2</sup></b>	<b>8,33 pcs. / m<sup>2</sup></b>	<b>8,93 pcs. / m<sup>2</sup></b>	<b>9,97 pcs. / m<sup>2</sup></b>
<b>45 × 90 cm</b>	<b>4,94 pcs. / m<sup>2</sup></b>	<b>5,35 pcs. / m<sup>2</sup></b>	<b>6,07 pcs. / m<sup>2</sup></b>	<b>6,29 pcs. / m<sup>2</sup></b>	<b>6,73 pcs. / m<sup>2</sup></b>	<b>7,52 pcs. / m<sup>2</sup></b>
<b>60 × 120 cm</b>	<b>4,17 pcs. / m<sup>2</sup></b>	<b>4,51 pcs. / m<sup>2</sup></b>	<b>5,38 pcs. / m<sup>2</sup></b>	<b>5,56 pcs. / m<sup>2</sup></b>	<b>6,11 pcs. / m<sup>2</sup></b>	<b>6,81 pcs. / m<sup>2</sup></b>