

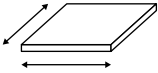
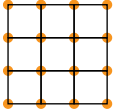
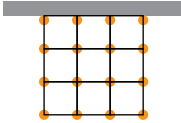
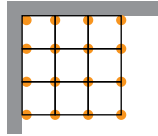
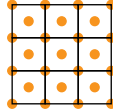
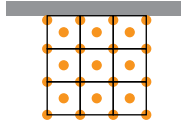
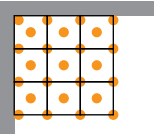
Terraces **installation**

Pedestals **usage**

PROVIDED GENERAL INFORMATION. EACH PROJECT NEEDS INDIVIDUAL QUANTITIES CALCULATION.

SQUARE SHAPED PAVER WITH SUPPORT PLACED ON THE CORNERS

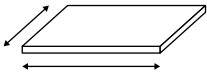
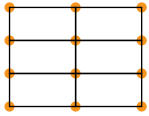
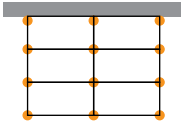
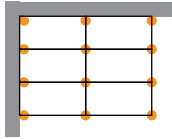
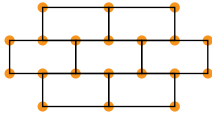
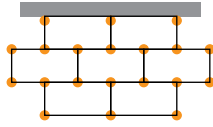
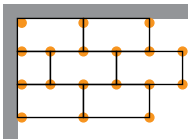
SQUARE SHAPED PAVER WITH SUPPORT PLACED CENTRAL AND ON THE CORNERS

Tiles dimension	Terrace without perimeter wall	Terrace along the wall	Terrace in the corner	Terrace without perimeter wall	Terrace along the wall	Terrace in the corner
 30 × 30 cm 11 ¹³ / ₁₆ × 11 ¹³ / ₁₆ inch	 11,11 pcs. / m² 1,03 pcs. / ft²	 12,5 pcs. / m² 1,16 pcs. / ft²	 14,6 pcs. / m² 1,36 pcs. / ft²	 22,22 pcs. / m² 2,06 pcs. / ft²	 23,61 pcs. / m² 2,19 pcs. / ft²	 25,17 pcs. / m² 2,34 pcs. / ft²
40 × 40 cm 15 ³ / ₄ × 15 ³ / ₄ inch	6,25 pcs. / m² 0,58 pcs. / ft²	7,29 pcs. / m² 0,68 pcs. / ft²	8,51 pcs. / m² 0,79 pcs. / ft²	12,5 pcs. / m² 1,16 pcs. / ft²	13,54 pcs. / m² 1,26 pcs. / ft²	14,76 pcs. / m² 1,37 pcs. / ft²
45 × 45 cm 17 ³ / ₄ × 17 ³ / ₄ inch	4,94 pcs. / m² 0,46 pcs. / ft²	5,76 pcs. / m² 0,54 pcs. / ft²	6,72 pcs. / m² 0,62 pcs. / ft²	9,88 pcs. / m² 0,92 pcs. / ft²	10,7 pcs. / m² 0,99 pcs. / ft²	11,66 pcs. / m² 1,08 pcs. / ft²
50 × 50 cm 19 ¹¹ / ₁₆ × 19 ¹¹ / ₁₆ inch	4 pcs. / m² 0,37 pcs. / ft²	5 pcs. / m² 0,46 pcs. / ft²	6,25 pcs. / m² 0,58 pcs. / ft²	8 pcs. / m² 0,74 pcs. / ft²	9 pcs. / m² 0,84 pcs. / ft²	10,25 pcs. / m² 0,95 pcs. / ft²
60 × 60 cm 23 ⁵ / ₈ × 23 ⁵ / ₈ inch	2,78 pcs. / m² 0,26 pcs. / ft²	3,47 pcs. / m² 0,32 pcs. / ft²	4,34 pcs. / m² 0,4 pcs. / ft²	5,55 pcs. / m² 0,52 pcs. / ft²	6,25 pcs. / m² 0,58 pcs. / ft²	7,12 pcs. / m² 0,66 pcs. / ft²
75 × 75 cm 29 ¹ / ₂ × 29 ¹ / ₂ inch	1,78 pcs. / m² 0,17 pcs. / ft²	2,22 pcs. / m² 0,21 pcs. / ft²	2,78 pcs. / m² 0,26 pcs. / ft²	3,56 pcs. / m² 0,33 pcs. / ft²	4 pcs. / m² 0,37 pcs. / ft²	4,56 pcs. / m² 0,42 pcs. / ft²
80 × 80 cm 31 ¹ / ₂ × 31 ¹ / ₂ inch	1,56 pcs. / m² 0,14 pcs. / ft²	1,95 pcs. / m² 0,18 pcs. / ft²	2,44 pcs. / m² 0,23 pcs. / ft²	3,13 pcs. / m² 0,29 pcs. / ft²	3,52 pcs. / m² 0,33 pcs. / ft²	4 pcs. / m² 0,37 pcs. / ft²
90 × 90 cm 35 ⁷ / ₁₆ × 35 ⁷ / ₁₆ inch	1,24 pcs. / m² 0,12 pcs. / ft²	1,54 pcs. / m² 0,14 pcs. / ft²	1,93 pcs. / m² 0,18 pcs. / ft²	2,47 pcs. / m² 0,23 pcs. / ft²	2,78 pcs. / m² 0,26 pcs. / ft²	3,16 pcs. / m² 0,29 pcs. / ft²

Terraces **installation**

Pedestals **usage**

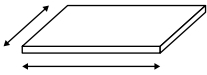
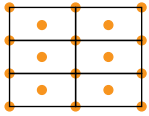
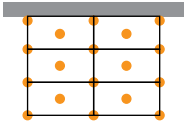
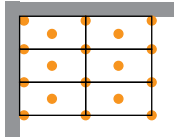
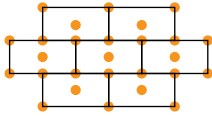
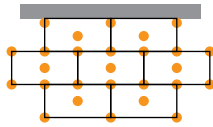
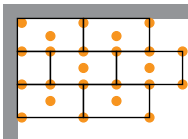
PROVIDED GENERAL INFORMATION. EACH PROJECT NEEDS INDIVIDUAL QUANTITIES CALCULATION.

Tiles dimension	RECTANGULAR SHAPED PAVER - PAIRED LAYING - WITH SUPPORT PLACED ON THE CORNERS			RECTANGULAR SHAPED PAVER - NOT ALIGNED LAYING - WITH SUPPORT PLACED ON THE CORNERS		
	Terrace without perimeter wall	Terrace along the wall	Terrace in the corner	Terrace without perimeter wall	Terrace along the wall	Terrace in the corner
 30 × 35 cm 11 ¹³ / ₁₆ × 13 ³ / ₄ inch	 9,52 pcs. / m ² 0,88 pcs. / ft ²	 10,71 pcs. / m ² 0,99 pcs. / ft ²	 12,5 pcs. / m ² 1,16 pcs. / ft ²	 16,85 pcs. / m ² 1,57 pcs. / ft ²	 17,95 pcs. / m ² 1,67 pcs. / ft ²	 19,6 pcs. / m ² 1,82 pcs. / ft ²
30 × 60 cm 11 ¹³ / ₁₆ × 23 ⁵ / ₈ inch	5,56 pcs. / m ² 0,52 pcs. / ft ²	6,25 pcs. / m ² 0,58 pcs. / ft ²	7,81 pcs. / m ² 0,73 pcs. / ft ²	10,3 pcs. / m ² 0,96 pcs. / ft ²	10,49 pcs. / m ² 0,97 pcs. / ft ²	11,88 pcs. / m ² 1,1 pcs. / ft ²
35 × 40 cm 13 ³ / ₄ × 15 ³ / ₄ inch	7,14 pcs. / m ² 0,66 pcs. / ft ²	8,33 pcs. / m ² 0,77 pcs. / ft ²	9,72 pcs. / m ² 0,9 pcs. / ft ²	11,77 pcs. / m ² 1,09 pcs. / ft ²	13,03 pcs. / m ² 1,21 pcs. / ft ²	14,5 pcs. / m ² 1,35 pcs. / ft ²
30 × 90 cm 11 ¹³ / ₁₆ × 35 ⁷ / ₁₆ inch	3,7 pcs. / m ² 0,34 pcs. / ft ²	4,17 pcs. / m ² 0,39 pcs. / ft ²	5,21 pcs. / m ² 0,48 pcs. / ft ²	6,61 pcs. / m ² 0,61 pcs. / ft ²	7,14 pcs. / m ² 0,66 pcs. / ft ²	8,33 pcs. / m ² 0,77 pcs. / ft ²
30 × 120 cm 11 ¹³ / ₁₆ × 47 ¹ / ₄ inch	5,56 pcs. / m ² 0,52 pcs. / ft ²	6,25 pcs. / m ² 0,58 pcs. / ft ²	7,81 pcs. / m ² 0,73 pcs. / ft ²	5,56 pcs. / m ² 0,52 pcs. / ft ²	6,11 pcs. / m ² 0,57 pcs. / ft ²	7,36 pcs. / m ² 0,68 pcs. / ft ²
40 × 60 cm 15 ³ / ₄ × 23 ⁵ / ₈ inch	4,17 pcs. / m ² 0,39 pcs. / ft ²	4,86 pcs. / m ² 0,45 pcs. / ft ²	6,08 pcs. / m ² 0,56 pcs. / ft ²	7,05 pcs. / m ² 0,65 pcs. / ft ²	7,69 pcs. / m ² 0,71 pcs. / ft ²	8,81 pcs. / m ² 0,82 pcs. / ft ²
40 × 80 cm 15 ³ / ₄ × 31 ¹ / ₂ inch	3,13 pcs. / m ² 0,29 pcs. / ft ²	3,65 pcs. / m ² 0,34 pcs. / ft ²	4,56 pcs. / m ² 0,42 pcs. / ft ²	5,11 pcs. / m ² 0,47 pcs. / ft ²	5,68 pcs. / m ² 0,53 pcs. / ft ²	6,68 pcs. / m ² 0,62 pcs. / ft ²
40 × 120 cm 15 ³ / ₄ × 47 ¹ / ₄ inch	4,17 pcs. / m ² 0,39 pcs. / ft ²	4,86 pcs. / m ² 0,45 pcs. / ft ²	6,08 pcs. / m ² 0,56 pcs. / ft ²	4,17 pcs. / m ² 0,39 pcs. / ft ²	4,76 pcs. / m ² 0,44 pcs. / ft ²	5,8 pcs. / m ² 0,54 pcs. / ft ²
45 × 90 cm 17 ³ / ₄ × 35 ⁷ / ₈ inch	2,47 pcs. / m ² 0,23 pcs. / ft ²	2,88 pcs. / m ² 0,27 pcs. / ft ²	3,6 pcs. / m ² 0,33 pcs. / ft ²	4,04 pcs. / m ² 0,38 pcs. / ft ²	4,49 pcs. / m ² 0,42 pcs. / ft ²	5,28 pcs. / m ² 0,49 pcs. / ft ²
60 × 120 cm 23 ⁵ / ₈ × 47 ¹ / ₄ inch	1,39 pcs. / m ² 0,13 pcs. / ft ²	1,74 pcs. / m ² 0,16 pcs. / ft ²	2,6 pcs. / m ² 0,24 pcs. / ft ²	2,78 pcs. / m ² 0,26 pcs. / ft ²	3,33 pcs. / m ² 0,31 pcs. / ft ²	4,03 pcs. / m ² 0,37 pcs. / ft ²

Terraces **installation**

Pedestals **usage**

PROVIDED GENERAL INFORMATION. EACH PROJECT NEEDS INDIVIDUAL QUANTITIES CALCULATION.

Tiles dimension	RECTANGULAR SHAPED PAVER - PAIRED LAYING - WITH SUPPORT PLACED CENTRAL AND ON THE CORNERS			RECTANGULAR SHAPED PAVER - NOT ALIGNED LAYING - WITH SUPPORT PLACED CENTRAL AND ON THE CORNERS		
	Terrace without perimeter wall	Terrace along the wall	Terrace in the corner	Terrace without perimeter wall	Terrace along the wall	Terrace in the corner
 30 × 35 cm 11 ¹³ / ₁₆ × 13 ³ / ₄ inch	 19,35 pcs. / m ² 1,77 pcs. / ft ²	 20,04 pcs. / m ² 1,86 pcs. / ft ²	 22,02 pcs. / m ² 2,05 pcs. / ft ²	 25,64 pcs. / m ² 2,38 pcs. / ft ²	 26,74 pcs. / m ² 2,48 pcs. / ft ²	 28,39 pcs. / m ² 2,64 pcs. / ft ²
30 × 60 cm 11 ¹³ / ₁₆ × 23 ⁵ / ₈ inch	11,11 pcs. / m ² 1,03 pcs. / ft ²	11,81 pcs. / m ² 1,1 pcs. / ft ²	13,37 pcs. / m ² 1,24 pcs. / ft ²	14,82 pcs. / m ² 1,38 pcs. / ft ²	15,43 pcs. / m ² 1,43 pcs. / ft ²	16,82 pcs. / m ² 1,56 pcs. / ft ²
35 × 40 cm 13 ³ / ₄ × 15 ³ / ₄ inch	14,29 pcs. / m ² 1,33 pcs. / ft ²	15,48 pcs. / m ² 1,44 pcs. / ft ²	16,87 pcs. / m ² 1,57 pcs. / ft ²	18,49 pcs. / m ² 1,72 pcs. / ft ²	19,75 pcs. / m ² 1,83 pcs. / ft ²	21,22 pcs. / m ² 1,97 pcs. / ft ²
30 × 90 cm 11 ¹³ / ₁₆ × 35 ⁷ / ₁₆ inch	7,41 pcs. / m ² 0,69 pcs. / ft ²	7,87 pcs. / m ² 0,73 pcs. / ft ²	8,91 pcs. / m ² 0,83 pcs. / ft ²	11,42 pcs. / m ² 1,06 pcs. / ft ²	12,04 pcs. / m ² 1,12 pcs. / ft ²	13,43 pcs. / m ² 1,25 pcs. / ft ²
30 × 120 cm 11 ¹³ / ₁₆ × 47 ¹ / ₄ inch	11,11 pcs. / m ² 1,03 pcs. / ft ²	11,81 pcs. / m ² 1,1 pcs. / ft ²	13,37 pcs. / m ² 1,24 pcs. / ft ²	11,11 pcs. / m ² 1,03 pcs. / ft ²	11,67 pcs. / m ² 1,08 pcs. / ft ²	12,92 pcs. / m ² 1,2 pcs. / ft ²
40 × 60 cm 15 ³ / ₄ × 23 ⁵ / ₈ inch	8,33 pcs. / m ² 0,77 pcs. / ft ²	9,03 pcs. / m ² 0,84 pcs. / ft ²	10,24 pcs. / m ² 0,95 pcs. / ft ²	10,09 pcs. / m ² 1,01 pcs. / ft ²	11,54 pcs. / m ² 1,07 pcs. / ft ²	12,66 pcs. / m ² 1,18 pcs. / ft ²
40 × 80 cm 15 ³ / ₄ × 31 ¹ / ₂ inch	6,25 pcs. / m ² 0,58 pcs. / ft ²	6,77 pcs. / m ² 0,63 pcs. / ft ²	7,68 pcs. / m ² 0,71 pcs. / ft ²	7,96 pcs. / m ² 0,74 pcs. / ft ²	8,52 pcs. / m ² 0,79 pcs. / ft ²	9,52 pcs. / m ² 0,88 pcs. / ft ²
40 × 120 cm 15 ³ / ₄ × 47 ¹ / ₄ inch	8,33 pcs. / m ² 0,77 pcs. / ft ²	9,03 pcs. / m ² 0,84 pcs. / ft ²	10,24 pcs. / m ² 0,95 pcs. / ft ²	8,33 pcs. / m ² 0,77 pcs. / ft ²	8,93 pcs. / m ² 0,83 pcs. / ft ²	9,97 pcs. / m ² 0,93 pcs. / ft ²
45 × 90 cm 17 ³ / ₄ × 35 ⁷ / ₈ inch	4,94 pcs. / m ² 0,46 pcs. / ft ²	5,35 pcs. / m ² 0,5 pcs. / ft ²	6,07 pcs. / m ² 0,56 pcs. / ft ²	6,29 pcs. / m ² 0,58 pcs. / ft ²	6,73 pcs. / m ² 0,63 pcs. / ft ²	7,52 pcs. / m ² 0,7 pcs. / ft ²
60 × 120 cm 23 ⁵ / ₈ × 47 ¹ / ₄ inch	4,17 pcs. / m ² 0,39 pcs. / ft ²	4,51 pcs. / m ² 0,42 pcs. / ft ²	5,38 pcs. / m ² 0,5 pcs. / ft ²	5,56 pcs. / m ² 0,52 pcs. / ft ²	6,11 pcs. / m ² 0,57 pcs. / ft ²	6,81 pcs. / m ² 0,63 pcs. / ft ²